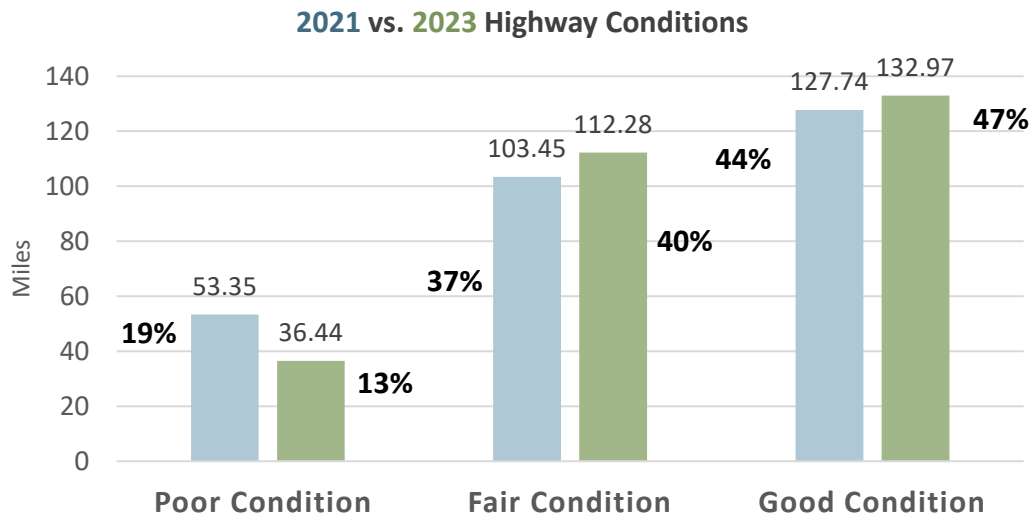


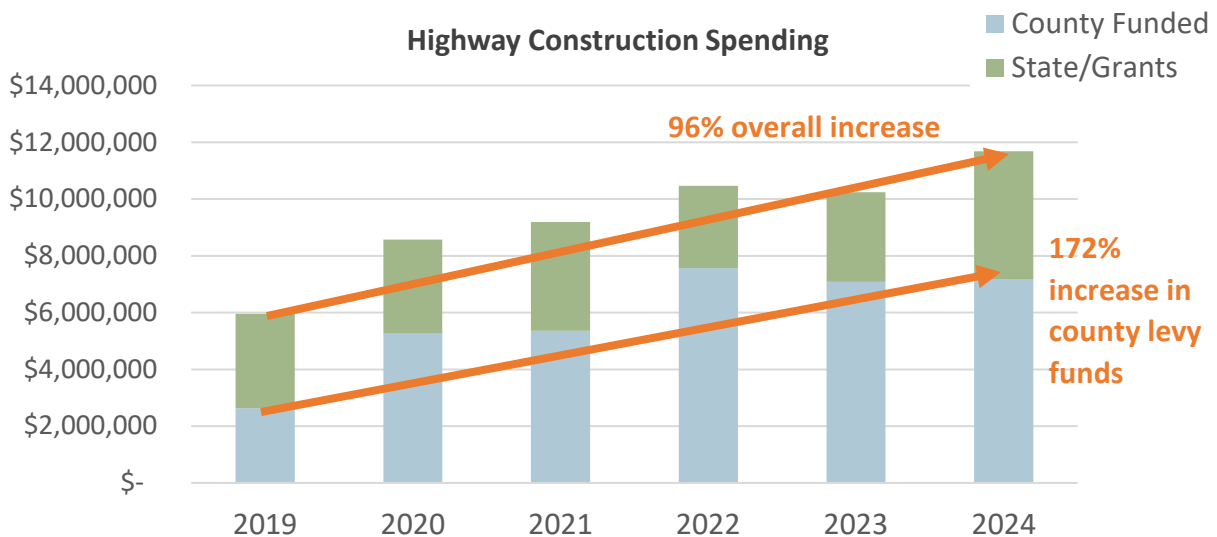


La Crosse County Highway Conditions & Funding

1. The condition of county highways has improved over the last two years.



2. The improvement in conditions has been backed by an increase in the total spending on county highway construction projects.

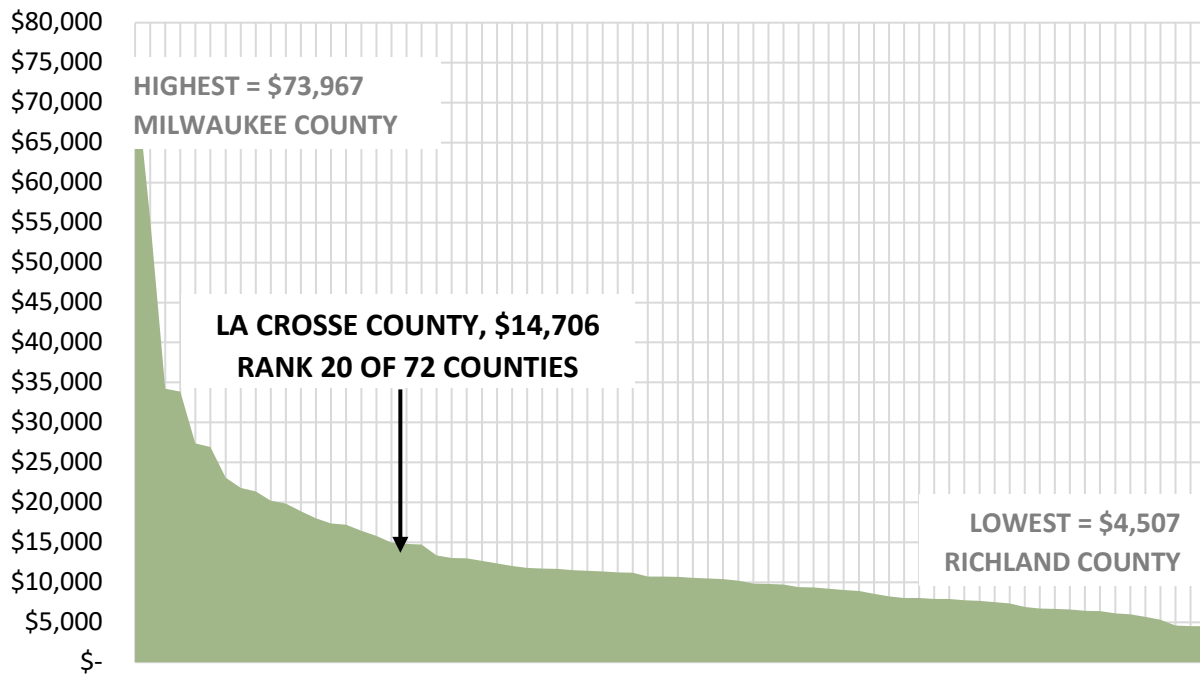


The chart above shows that in 2019, we spent a total of **\$5.9 million** on county highway construction. This included \$2.6 million in county funding and \$3.8 million in state and other funding. In 2023, we spent **\$10.2 million**, comprising just over \$7 million in county funding and \$3.1 million in state and other funding. For 2024, we are expecting to spend **\$11.6 million** on county highway construction, with \$7 million of county funding and \$4.5 million in state and other funding, **a 14% increase from 2023.**

3. How do we stack up against other counties?

La Crosse County ranked 20th out of Wisconsin's 72 counties for how much we spend per lane mile of county highway in our county (\$14,706) in 2021. This means a county's annual highway construction spending divided by the total number of highway lane miles in that county. Most of the counties that spent more per mile had a **higher property tax** levy per capita (La Crosse County has the state's **fifth lowest** tax levy per capita). The data comes from the **2023 edition** of the "The Green Book" published by the Wisconsin Counties Association.

2021 Highway Expenditures per County Highway Lane Mile



4. What are some of the big projects we are working on this year and that are planned for 2024?

2023

- **CTH H** (33 to G) 1.63 miles (\$1.5 million)
- **CTH M** (W-D) 4.28 miles (\$2.75 million)
- **CTH X** (P-Monroe CTY) 1.50 miles (\$1 million)
- **CTH ZM** (Z-OT) 0.50 miles (\$600,000)

2024

- **CTH W** (M-D) 4.0 miles (\$2.2 million)
- **CTH JJ** (162-J) 2.04 miles (\$1.6 million)
- **CTH E** (DE-McRea) 0.81 miles (\$400,000)
- **CTH DE** (16- Balmer) 2.9.1 miles (\$1.4 million)

