



La Crosse County Highway Department Factsheet, October 2024

Strategic Plan Alignment

La Crosse County Vision: La Crosse County’s vibrant local economy and strong public services create the foundation for a healthy, safe, and inclusive community.

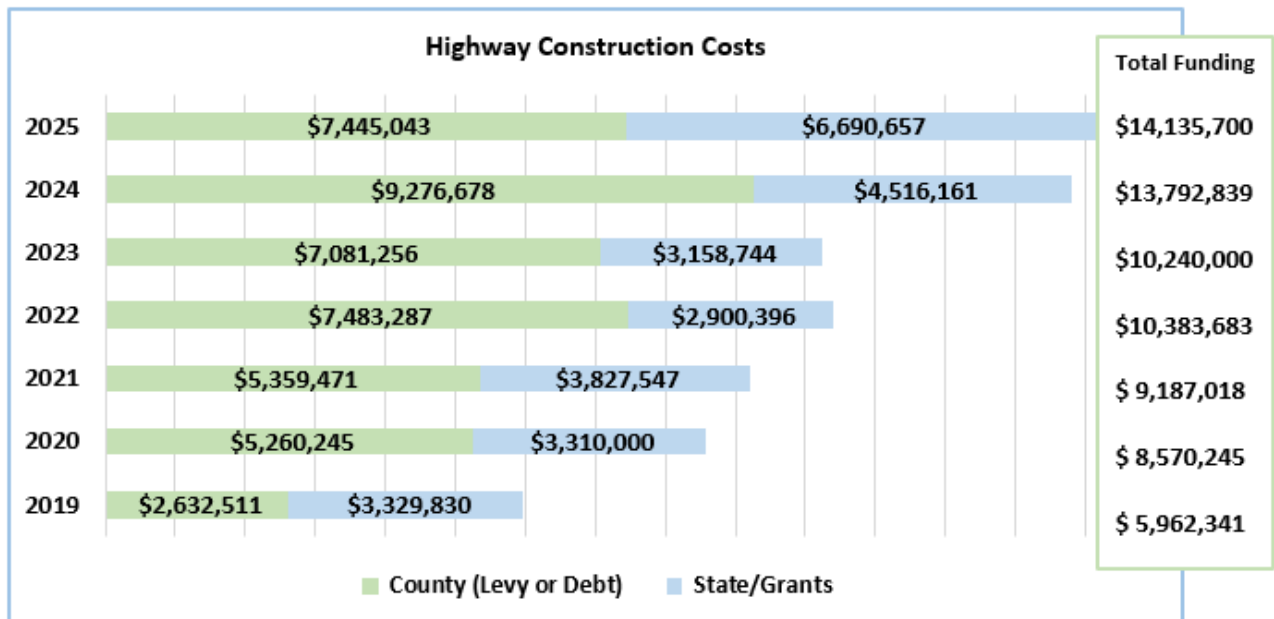
Strategic Direction: Data Driven Decision Making.

Vision Statement: Healthy Infrastructure.

Highway Statistics: The La Crosse County Highway Department manages 280 miles of county highway and 72 county bridges and maintains 157 miles of state trunk highway.

1. Highway construction funding

Since 2019, total funding for highway construction has increased by 137% to the \$14.1 million proposed for 2025. Over the same period county levy funding for the highway department has risen by 182%. Increased state funding, aided by the federal Bipartisan Infrastructure Law (BIL) has helped. It makes financial sense for the county to maximize outside funding to protect our levy.

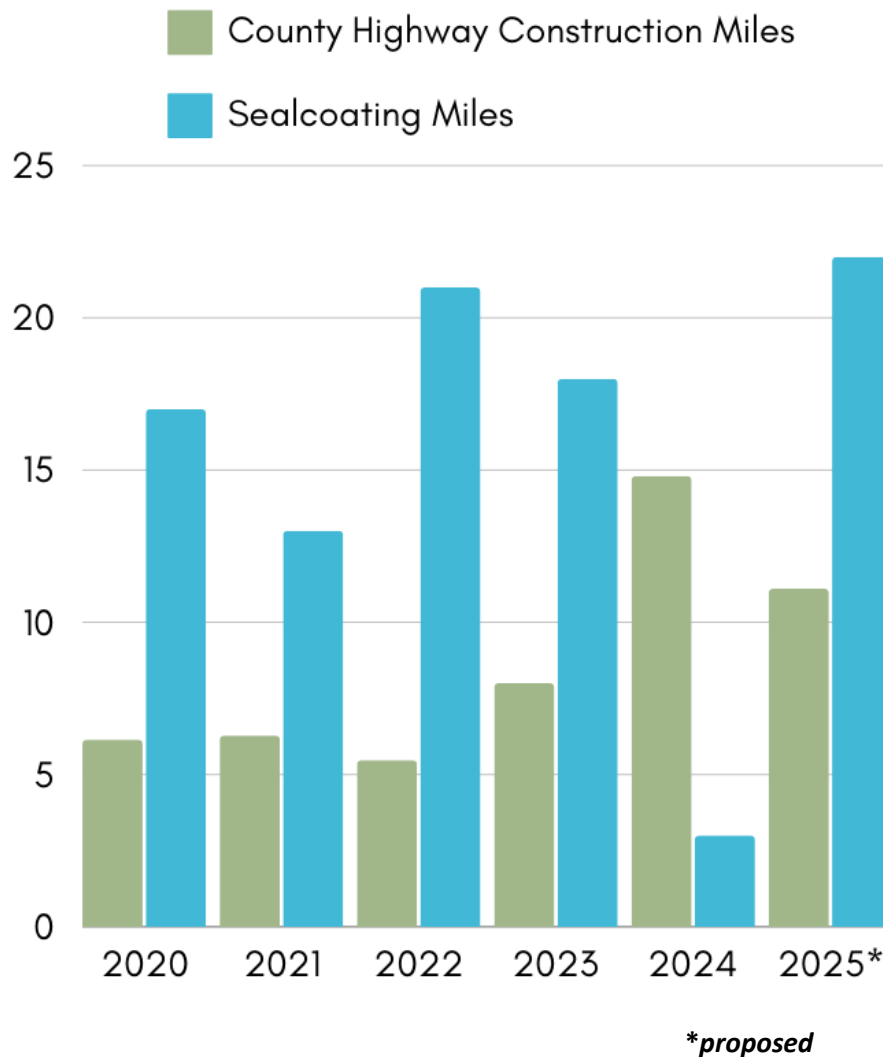


*2019 included \$2.5 million of borrowing; 2020 included \$5.2 million in borrowing, and 2021 included \$5 million in borrowing. Funds have not been borrowed for highway projects since then.



2. Annual miles reconditioned

With 11 miles proposed for construction in 2025, the average miles completed annually from 2023-2025 comes to 11.2, compared to 5.9 miles completed over the previous three-year period.



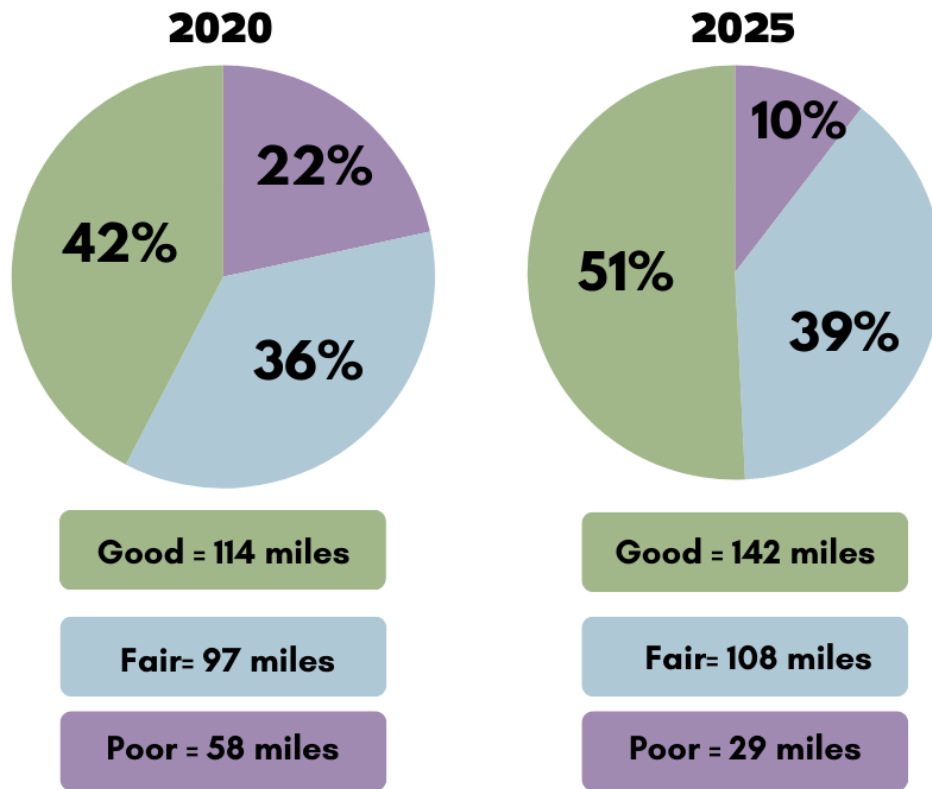
Sealcoating is maintenance work that helps to improve the quality and prolong the lifecycle of a road. In 2025, between 20 and 25 miles of sealcoating are planned at a cost of about \$700,000, which is not included in the \$14.1 million construction budget.



3. County highway conditions

Since 2020, Pavement Condition Ratings for the county’s 280 miles of highway have improved. Conditions are rated using a 1-10 scale in accordance with Wisconsin Department of Transportation guidelines. Road conditions are categorized into three groups: poor (1-3 rating), fair (4-6 rating) and good (7-10 rating).

Note: 2020 had slightly less miles (269 versus 280) due to a Wisconsin DOT data discrepancy.



In 2025:

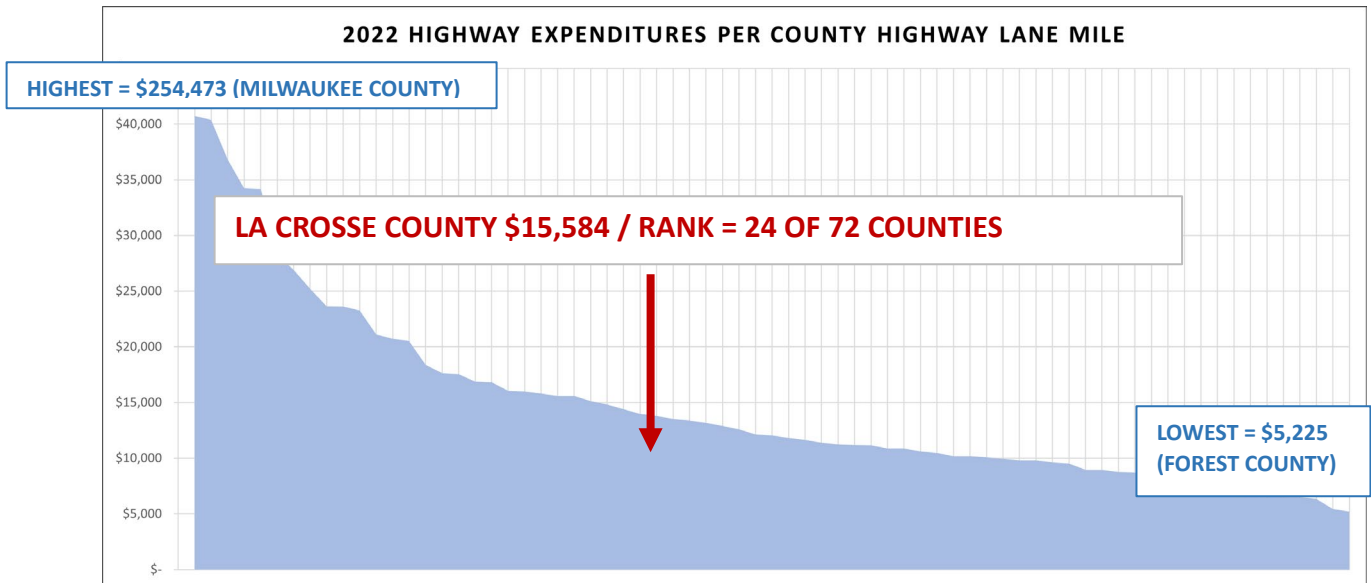
- Poor Condition – **Decrease of 50% as compared to 2020.**
- Good Condition - **20% improvement compared to 2020**
- About **90% of county highway miles** will be in fair to good condition (compared to 78% in 2020).

The 2025 ratings are projected by Highway Commissioner Joe Langeberg based on the 11 miles of construction and 20-25 miles of seal coating planned for 2025.



4. How are we doing compared to other counties?

The average pavement condition rating for all 72 Wisconsin counties in 2023 was 6.44, based on an analysis by the Wisconsin Policy Forum (using Department of Transportation statistics). La Crosse County was just below that average at 6.04. Next year our average rating is projected to increase to 6.49 (compared to 5.73 in 2020). In terms of spending, La Crosse County ranked 24th of the 72 counties for expenditures per highway lane mile (\$15,584) in 2022, the most recent year for which statistics are available.



5. Planned 2025 projects

- Replace **CTH M Bridge B320014**, over Russian Coulee Creek.
- **CTH B (IH90 to CTH J)**.
- **CTH FO (CTH F to CTH OA)** - widening shoulders project.
- **CTH U Town of Burns** - curve reconstruction project 0.3 miles west of Rockland.
- **CTH XX** - Proposed reconstruction and realignment of the CTH XX/CTH OT intersection; reconstruct CTH XX through New Amsterdam.