CCS PROGRAM OUTCOMES 2024

Summary of CANS & ANSA Data

What is Being Measured?

Child & Adolescent Needs and Strengths (CANS)

- Youth's Needs (97 items)
  - Daily Living (11)
  - Family & Social Relations (5)
  - Family Culture (7)
  - School (4)
  - Behavioral & Emotional (11)
    - Trauma History & Impact (19)
  - Risk Factors for Dangerousness to Self or Others (11)
- Youth's Strengths (17)
- Caregiver's Needs and Strengths (35)

Adult Needs and Strengths Assessment (ANSA)

- Adult's Needs (148 items)
  - Medical Needs (12)
  - Parent/Caregiving Role (7)
  - Employment (13)
  - Daily Life & Social Functioning (20)
  - Cultural Identity (4)
  - Behavioral & Emotional (12)
    - Trauma History & Impact (21)
    - Substance Use (9)
  - Risk Factors for Dangerousness to Self or Others (13)
- Adult's Strengths (12)
- Caregiver's Needs and Strengths (10)

2024 CCS Census Summary

Total Served: 699

- New Admissions: 172
- Current Census:
  - Adult: 242
  - Youth: 285

Vendor Network

- 94 contracted agencies
- 1,019 sub-contracted vendor staff
  - 549 billed in 2024

Discharges: 175

- Time in Program
  - Average: 4 years, 1 month
  - Min/Max: 1 month – 18 years
- Successful Completions: 76%
- Unsuccessful: 20%
  - No Contact for 3 mo, Institutional Care
- Neutral: 4%
  - Moved out of area
- Deaths: 0

2024 CCS Youth Summary

Discharge Type	%	Length Time in Program
Successful	**73%**	**3 years, 6 months**
- Completed Services	24%	3 years, 10 months
- Transferred to Community Resources	16%	3 years, 6 months
- No Longer Needs Services/NFE	4%	6 years, 6 months
Neutral		
- Moved from the Area	4%	2 years, 2 months
Unsuccessful	**22%**	**2 years, 6 months**
- Administrative Discharge/Compliance	6%	4 years, 7 months
- 3 months No Contact/Services	10%	2 years, 7 months
- Went to Institutional Setting	4%	2 years, 7 months

Child & Adolescent 2024 Data Summary

Top 5 Needs at Admission

1. Social Functioning with Peers (78%) +
2. Impulse Control (65%) +
3. Anxiety (63%) ++
4. Social Functioning with Adults (57%) ++
5. Adjusting to Traumatic Event(s) (57%) ++

Ongoing Needs at Annual Review

1. Social Functioning with Peers (73%) +
2. Impulse Control (72%) +
3. Anxiety (64%) ++
4. Independent Daily Living Skills (55%) +
5. Nuclear Family Relationship Conflict (54%) +

Child & Adolescent 2024 Data Summary

Strengths to Utilize at Admission

1. Extended Family (67%) ++
2. Natural Supports (65%) +
3. "One Caring Adult"/Permanent Relation (63%)
4. Identified Talent or Interest (61%) -
5. Educational System Support (61%) -

Strengths to Develop from Admission

1. Decision Making Skills (22%)
2. Vocational Skills (24%)
3. Established Belief System (Spiritual/Religion) (24%)
4. Positive Peer Relationships (30%)
5. Community Connections (39%)

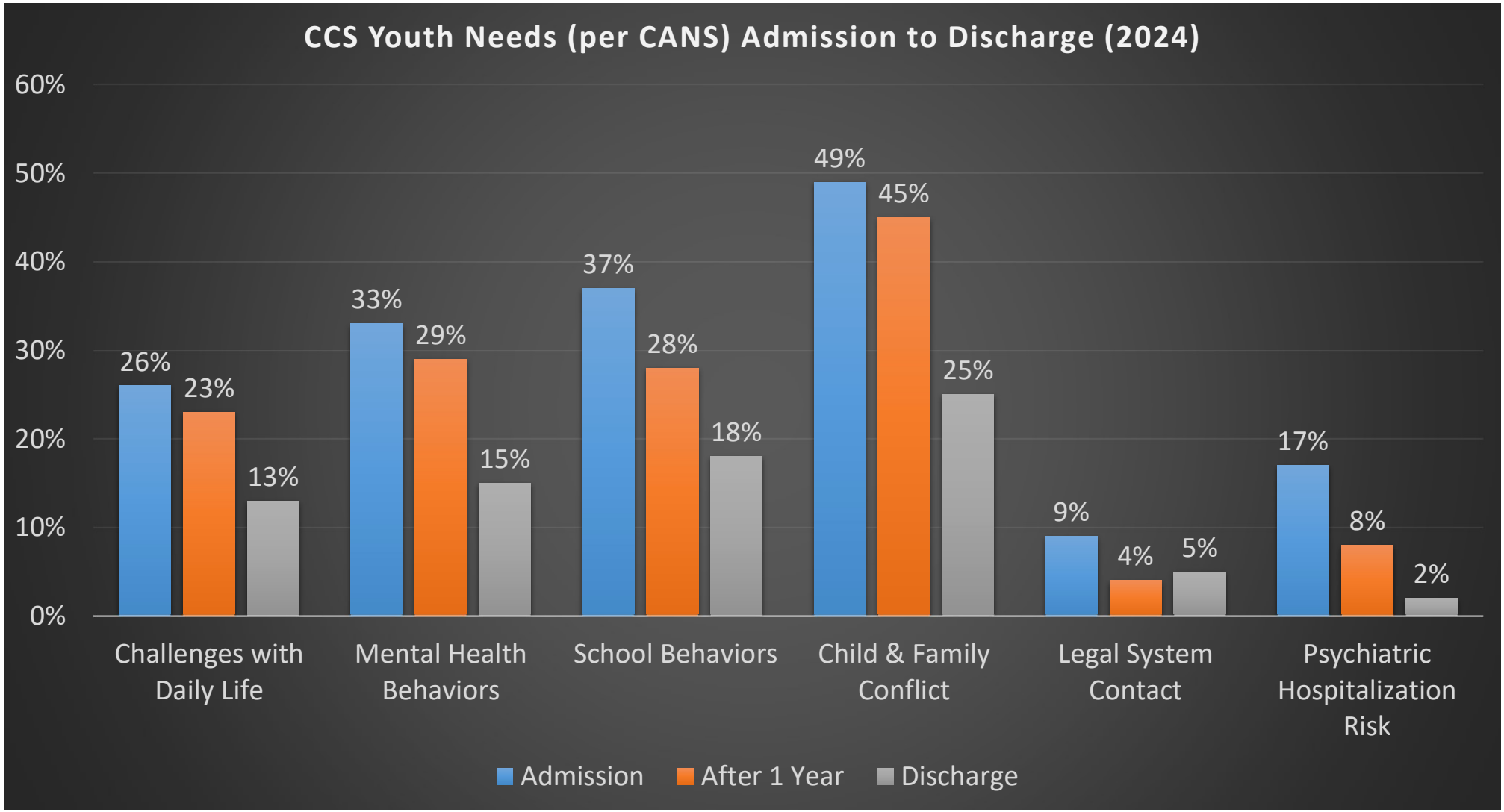
CCS Youth Needs (per CANS) Admission to Discharge (2024)
60%
50%
40%
30%
20%
10%
0%
26%
23%
13%
33%
29%
15%
37%
28%
18%
49%
45%
25%
9%
4%
5%
17%
8%
2%
Challenges with Daily Life
Mental Health Behaviors
School Behaviors
Child & Family Conflict
Legal System Contact
Psychiatric Hospitalization Risk
Admission
After 1 Year
Discharge

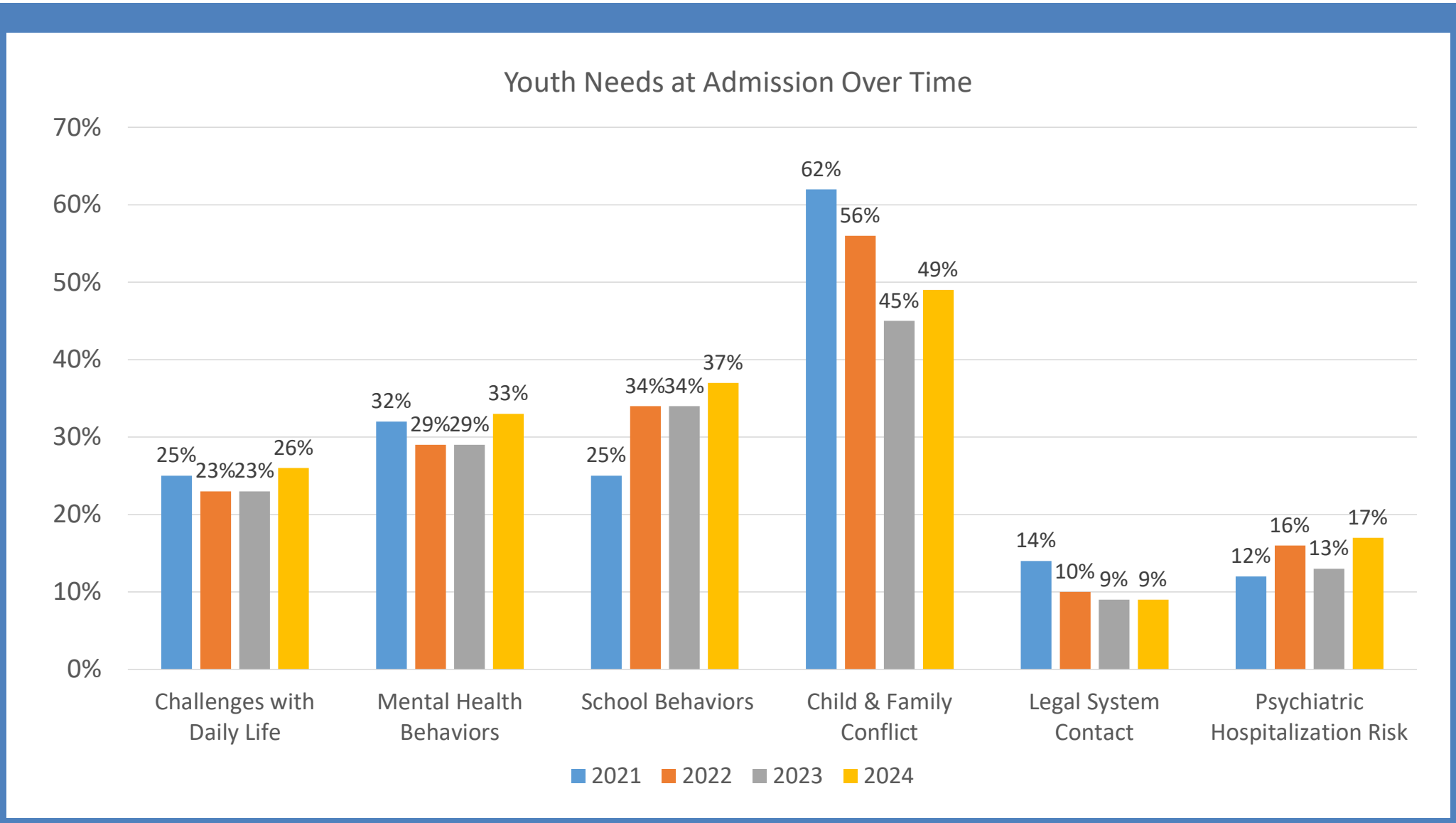
Youth Needs at Admission Over Time
70%
60%
50%
40%
30%
20%
10%
0%
25%
23%
23%
26%
32%
29%
29%
33%
25%
34%
34%
37%
62%
56%
45%
49%
14%
10%
9%
9%
12%
16%
13%
17%
Challenges with Daily Life
Mental Health Behaviors
School Behaviors
Child & Family Conflict
Legal System Contact
Psychiatric Hospitalization Risk
2021
2022
2023
2024

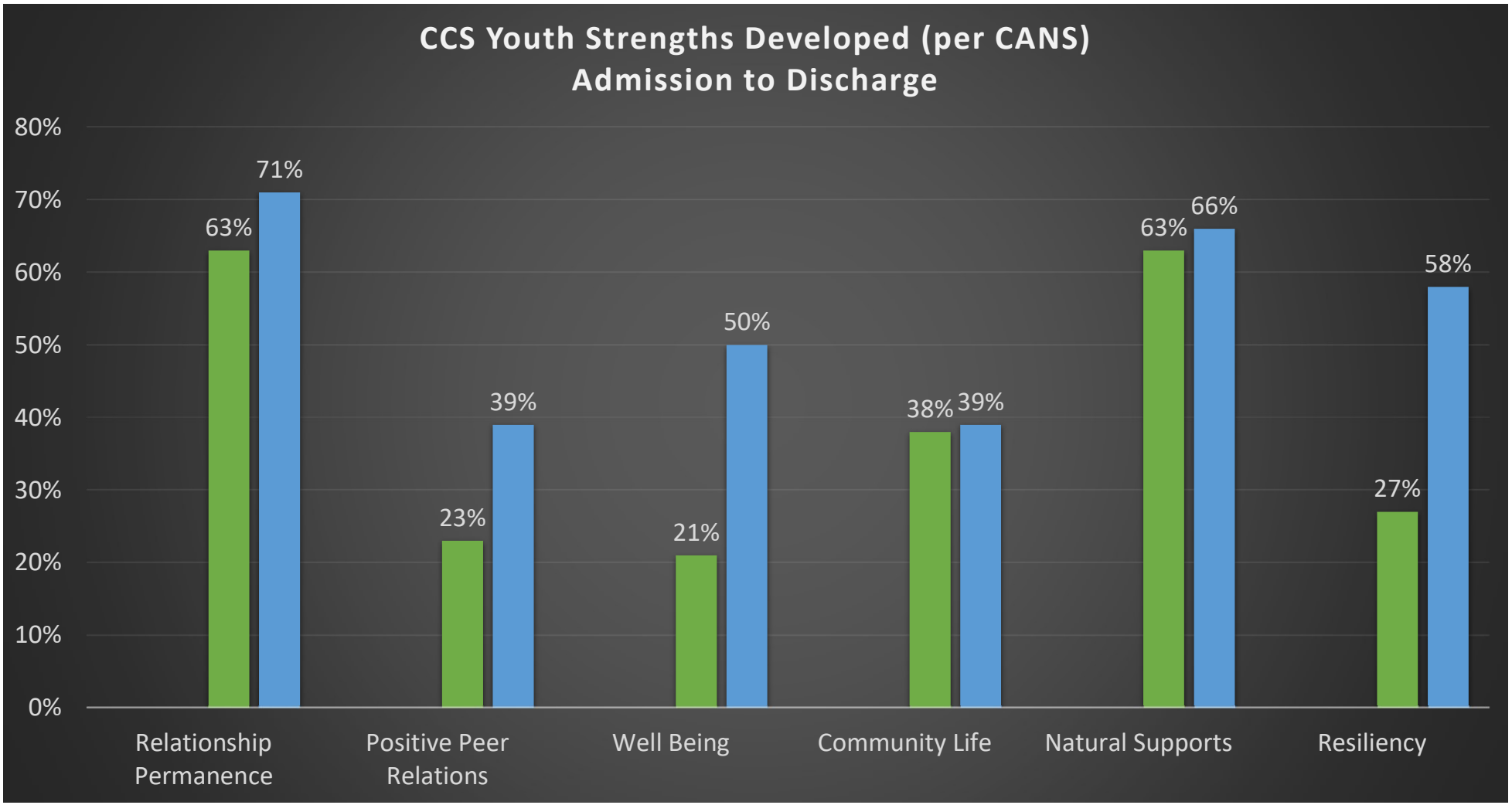
CCS Youth Strengths Developed (per CANS)
Admission to Discharge
80%
70%
60%
50%
40%
30%
20%
10%
0%
63%
71%
23%
39%
21%
50%
38%
39%
63%
66%
27%
58%
Relationship Permanence
Positive Peer Relations
Well Being
Community Life
Natural Supports
Resiliency

Caregivers 2024 Data Summary

Needs at Admission

1. Managing Family Stress (52%) +
2. Problem Solving (33%) ++
3. Home Organization (24%) +
4. Social Resources & Supports (22%) -
5. Managing Own Mental Health (20%)

Ongoing Needs at Annual Review

1. Managing Family Stress (59%)+
2. Problem Solving Skills (27%) -
3. Social Resources & Supports (24%) -
4. Managing Own Mental Health (21%) -
5. Supervision/Childcare (17%) +

2024 CCS Adult Summary

Discharge Type	%	Length Time in Program
Successful	**78%**	**5 years, 2 months**
- Completed Services	36%	4 years, 8 months
- Transferred to Community Resources	12%	7 years, 5 months
- No Longer Needs Services/NFE	11%	3 years, 3 months
Neutral		
- Moved from the Area	0%	
- Death	0%	
Unsuccessful	**22%**	**3 years, 11 months**
- Administrative Discharge/Compliance	2%	6 years, 5 months
- 3 months No Contact/Services	4%	9 years, 1 month
- Went to Institutional Setting	0%	
- Went to Jail/Prison	5%	2 years

Adults 2024 Data Summary

Needs at Admission

1. Anxiety (74%) +
2. Social Functioning (72%)+
3. Lack of Meaningful Activity (66%) +
4. Depression (60%) -
5. Housing Instability (55%) ++

*Substance Use *(problematic)* (36%) +

Ongoing Needs at Annual Review

1. Anxiety (65%)
2. Social Functioning (61%)
3. Depression (55%) +
4. Adjustment to Traumatic Event (50%)-
5. Lack of Meaningful Daily Activity (49%)+

*Substance Use *(Problematic)* (11%)-

*Housing Instability (19%) +

Adults 2024 Data Summary

Strengths to Utilize at Admission

1. Educational Attainment (78%)
2. Meaningful Talent/Interest (74%)
3. Resiliency (63%)
4. Cultural Identity/Belongingness (62%)
5. Natural Support Network (62%)

Strengths to Develop from Admission

1. Volunteering Experience (28%)
2. Community Connections (31%)
3. Job History (33%)
4. Spiritual/Religious (35%)
5. Social Connections/Relationships (41%)

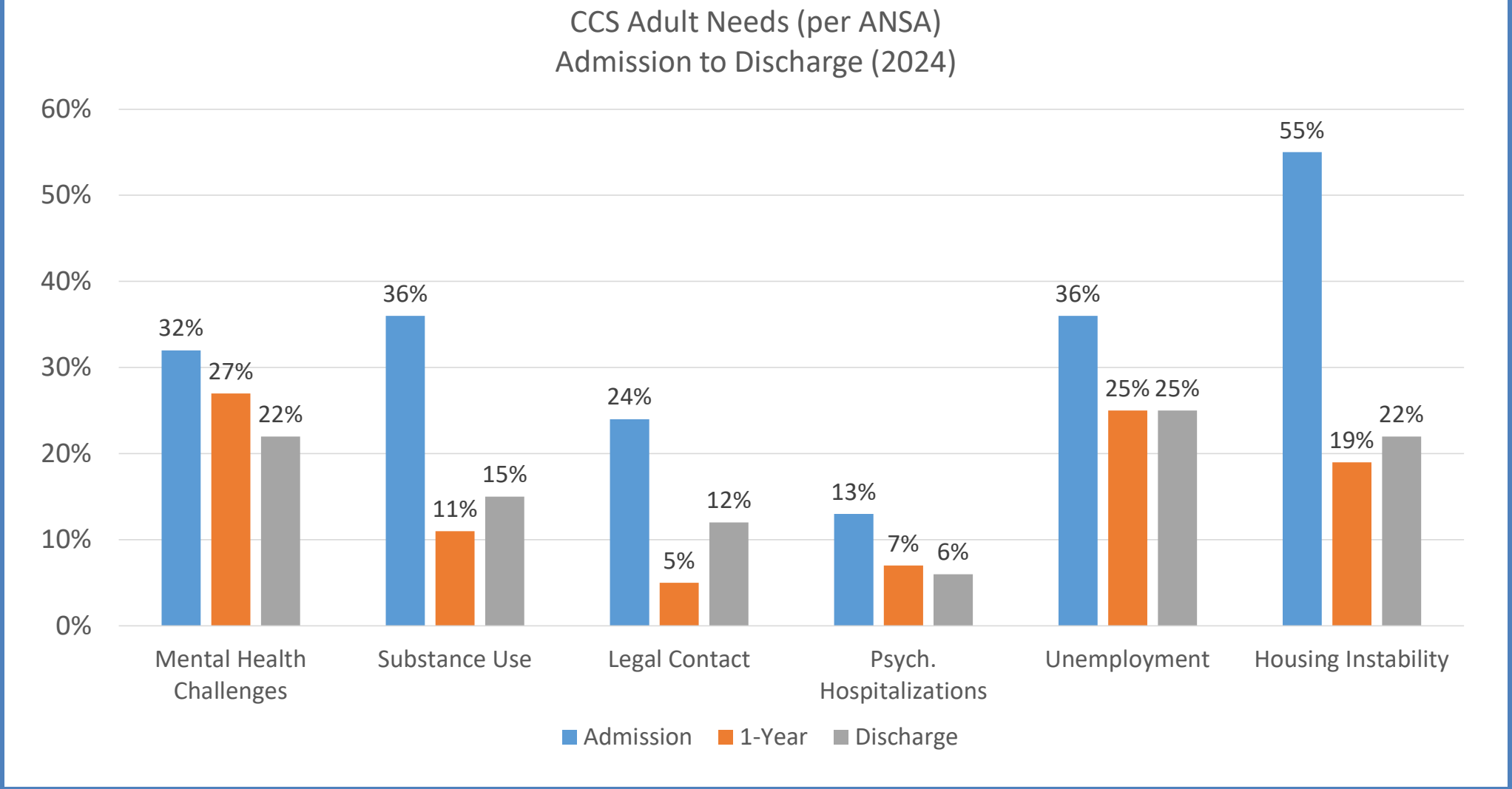
CCS Adult Needs (per ANSA)
Admission to Discharge (2024)
60%
50%
40%
30%
20%
10%
0%
32%
27%
22%
36%
11%
15%
24%
5%
12%
13%
7%
6%
36%
25%
25%
55%
19%
22%
Mental Health Challenges
Substance Use
Legal Contact
Psych. Hospitalizations
Unemployment
Housing Instability
Admission
1-Year
Discharge

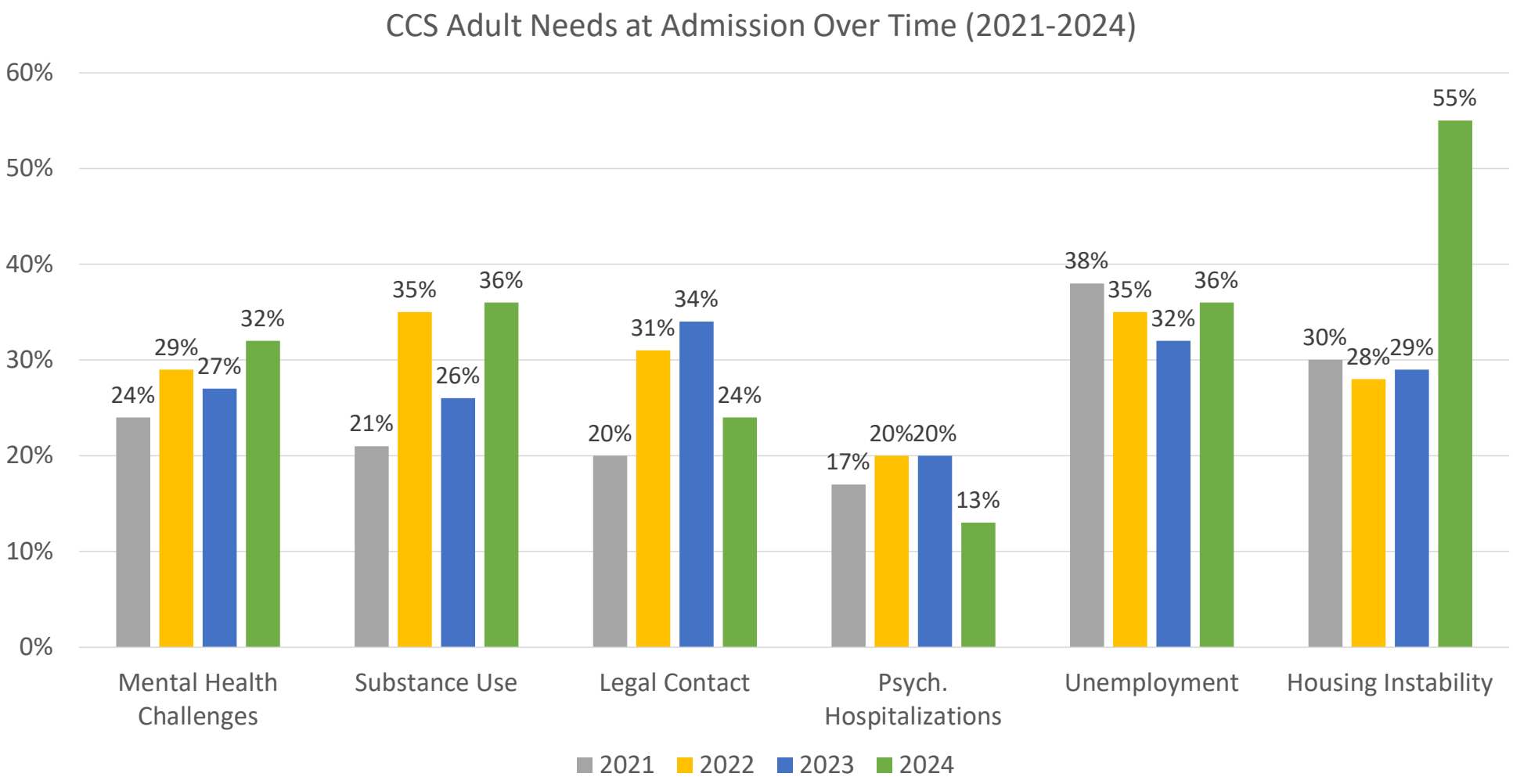
CCS Adult Needs at Admission Over Time (2021-2024)
60%
50%
40%
30%
20%
10%
0%
24%
29%
27%
32%
21%
35%
26%
36%
20%
31%
34%
24%
17%
20%
20%
13%
38%
35%
32%
36%
30%
28%
29%
55%
Mental Health Challenges
Substance Use
Legal Contact
Psych. Hospitalizations
Unemployment
Housing Instability
2021
2022
2023
2024

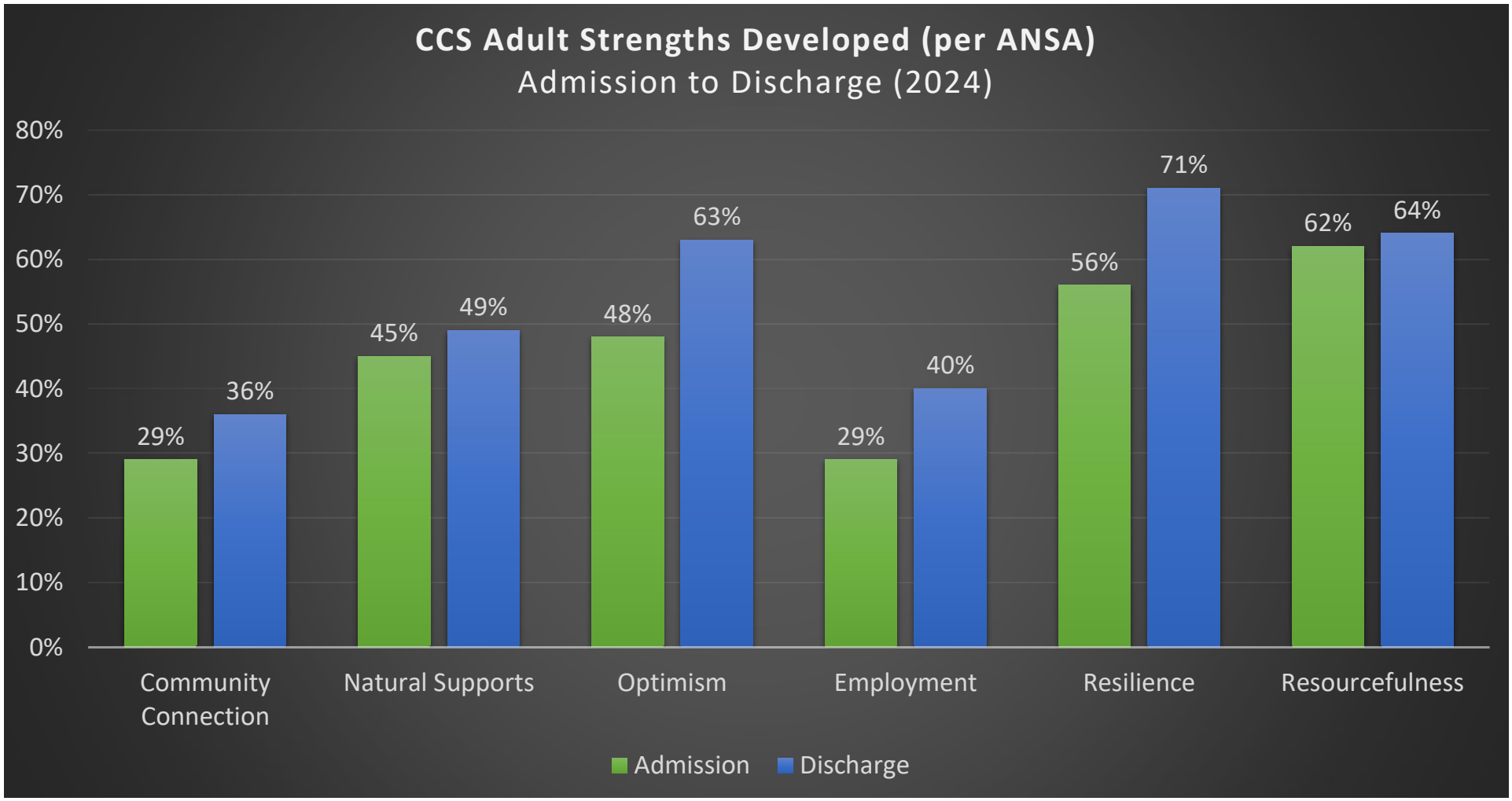
CCS Adult Strengths Developed (per ANSA)
Admission to Discharge (2024)
80%
70%
60%
50%
40%
30%
20%
10%
0%
29%
36%
45%
49%
48%
63%
29%
40%
56%
71%
62%
64%
Community Connection
Natural Supports
Optimism
Employment
Resilience
Resourcefulness
Admission
Discharge

Adults 2024 Data Summary – Housing Insecure Target Group *(n=26)*

Needs at Admission

1. Social Functioning (69%)
2. Anxiety (69%)
3. Lack of Meaningful Activity (62%)
4. Independent Living Skills (58%)
5. Personal Organization (58%)

**Unemployment (50%)*

**Adjustment to a Traumatic Event (50%)*

**Substance Use (50%)*

**Criminal Behavior (31%)*

Strengths at Admission

1. Educational Attainment (81%)
2. Talent/Special Interest (62%)
3. Resourcefulness (58%)
4. Family Supports (50%)
5. Optimism for a Better Future (50%)
6. Spiritual/Religious Practice (42%)
7. Community Connections (38%)

Data Dashboard: Lacrossecounty.org/Pathwayshome

Audits & Regulation Reviews in 2024

- **DCTS – State Division of Care and Treatment Services**
  - Scope: Is WRIC-CCS providing quality care to program participants?
    - May 2024: Service models, Evidence-Based Service models, and data tracking methods used
    - September 2024: MHP Clinical Determination relevant to Consumer Choice for ending services

- **DQA – State Division of Quality Assurance**
  - Scope: Is WRIC-CCS following state regulations and legal codes?
    - April 2024: Bi-Annual program renewal. No issues
    - November-December 2024: Specific scope on staff training policies and practices. 2 citations

- **OIG – Federal Office of Inspector General**
  - Scope: Is WRIC-CCS spending Medicaid dollars appropriately?
    - June/December 2024: Client specific service plan authorization reviews
    - November 2024: Program billing for clients that were in hospital settings at time of service